

2 Person Deep Soaker CG5444 54" x 44" x 35"

PRODUCT NUMBER: DSCG5444 

COMBINATION GOLD SERIES

Hydro Massage
Your Health ... Our Passion

TECHNICAL SPECIFICATIONS	
Drain	Side drain
Pump Location(s): Select 2	Std. = Standard / Alt LF/RF Optional
Bath Weight (empty)	185 lbs
Gallons to Operate	70-95
ELECTRICAL SPECIFICATIONS	
Motor/Pump	(2) 115v 20AMP GFCI Circuits
Inline Stainless Steel Heater	(1) 115v 20AMP GFCI Circuit





BATHERS: 2	
INSTALLATION	
•	DECK (D)
•	UNDER MOUNT (U)
	ALCOVE (A)
	FREESTANDING (F)
	CLAWFOOT (L)
	PEDESTAL (P)

Jet & Control placement may vary



STANDARD FEATURES & ACCESSORIES for COMBINATION GOLD SERIES BATHS

JETS

- 30 Air & Water Massage Jets
- Back Massage System(s) (6 Jets)
- Sole Soother Jets 
- Accumassage Back & Neck Jets 
- Ultra Flow Jets 
- Classic Air Jets 

PUMPS

- 1- 3.25 Hydropower 3-speed Pump
- 1.25 Air Power Variable Speed, Pulse & Wave heated Air Pump
- Quiet Pad Anti-Vibration Mounted Pump

HEATERS

- Stainless Steel Electric Heater
- Warm Back Rest Tubing Zone

CONTROLS

- Air Switch On/Off Control(s) For Hydro Pump & Chromatherapy Lighting
- Electronic Variable Speed Air Massage Control
- Automatic Purge & Dry Cycle Control
- 3 Speed Massage: High, Medium or Low

PURITY

- HydroClean Water Purity System
- HydroCleanse

STANDARD ACCESSORIES


- Grab Bar(s) - 1 on Side Drain Baths - White, Biscuit, Bone, Brushed Nickel, Polished Chrome
- Chromatherapy Lighting
- Deluxe Cable Drain - White, Biscuit, Bone, Brushed Nickel, Oil Rubbed Bronze, Polished Chrome
- Deluxe Cushion Pillow
- EZ Level Base
- FDA Recipe Non-Toxic Food & Beverage Grade Plumbing (primarily)
- 30 Point Quality Assurance Factory Test

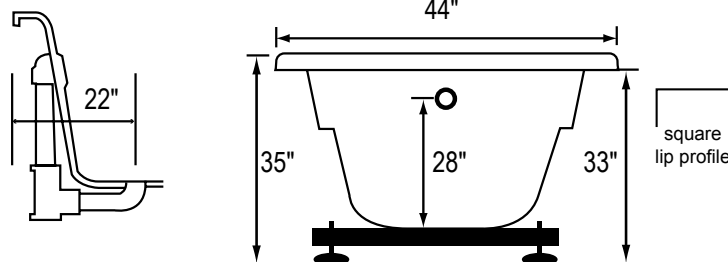
REQUIREMENTS

- Pump Locations: Select 2
- Electrical: three 115v 20AMP GFCI Circuits
- Drain and Grab Bars: Select Color / Finish
- Tub should not be supported by the lip in any way.**
- Level tub & screw or glue EZ Level adjustable legs to sub floor.**
- CUT OUT DIMENSIONS:**
 - OVALS:** A template will be provided
 - RECTANGLES:** Subtract 1" to 1.5" from length & width for hole cut out size

OPTIONAL FEATURES & ACCESSORIES

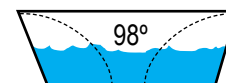
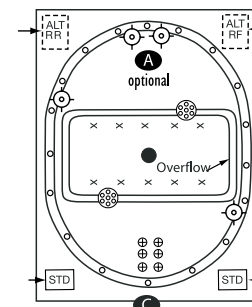
(Please type in the box below)

- A** X **HTT® Leg Therapy Air Massage System** includes 10 Air Jets on the floor. Optional on Combo Plat and Combo Gold Series
- B** X **6 Jet HTT® Back Massage System:** N/A on Combo Series-Standard on Plat series
- C**  **Warm Back Tubing Zone**

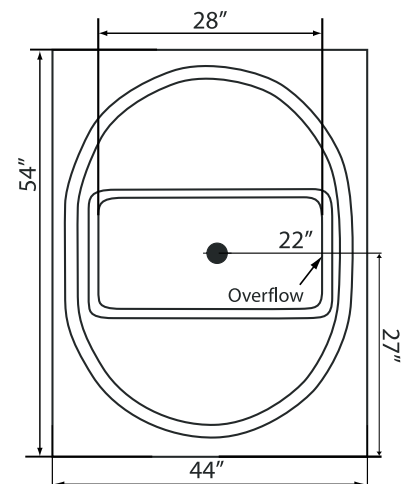


Bath includes EZ Level Base

INSTALLATION WILL NOT REQUIRE MORTAR BEDDING



Backrest angle



Some standard & most alternate pump locations may stickout past perimeter of the bath 1"-3". NOTE: Graphics may not be to scale. Specifications and features are subject to change without notice and are ± .25". All final measurements should be taken from tub on site. Access 18"x 18" or larger is required for each pump. Consult your contractor for installation requirements.