



# Fantasy FAAS7242 72" x 42" x 27"

PRODUCT NUMBER: FAAS7242  

AIR SILVER SERIES

*Hydro Massage*  
Your Health ... Our Passion

TECHNICAL SPECIFICATIONS	
Drain	Side drain
Pump Location(s): Select 1	Std. = Standard / Alt LF/RF Optional
Bath Weight (empty)	195 lbs
Gallons to Operate	74-120
ELECTRICAL SPECIFICATIONS	
Motor/Pump	(1) 115v 20AMP GFCI Circuits
Whisper Flo Heat Pump System	(2) 115v 20AMP GFCI Circuit (opt.)

BATHERS: 2	
INSTALLATION	
•	DECK (D)
	UNDER MOUNT (U)
	ALCOVE (A)
	FREESTANDING (F)
	CLAWFOOT (L)
	PEDESTAL (P)

Jet & Control placement may vary



## STANDARD FEATURES & ACCESSORIES for AIR SILVER SERIES BATHS \_\_\_\_\_

### JETS

12 Classic Air Jets Sidewall 

### PUMPS

1.0 Air Power 3-Speed Warm Air Pump  
Quiet Pad Anti-Vibration Mounted Pump

### CONTROLS

Air Switch On/Off Control(s)  
Automatic Purge & Dry Cycle Control

### PURITY

HydroCleanse

### STANDARD ACCESSORIES

EZ Level Adjustable Legs  
FDA Recipe Non-Toxic Food & Beverage Grade Plumbing (primarily)  
30 Point Quality Assurance Factory Test

### REQUIREMENTS

Pump Locations: Select 1  
Electrical: one 115v 20AMP GFCI Circuit  
**Tub should not be supported by the lip in any way. Level tub & screw or glue EZ Level adjustable legs to sub floor.**

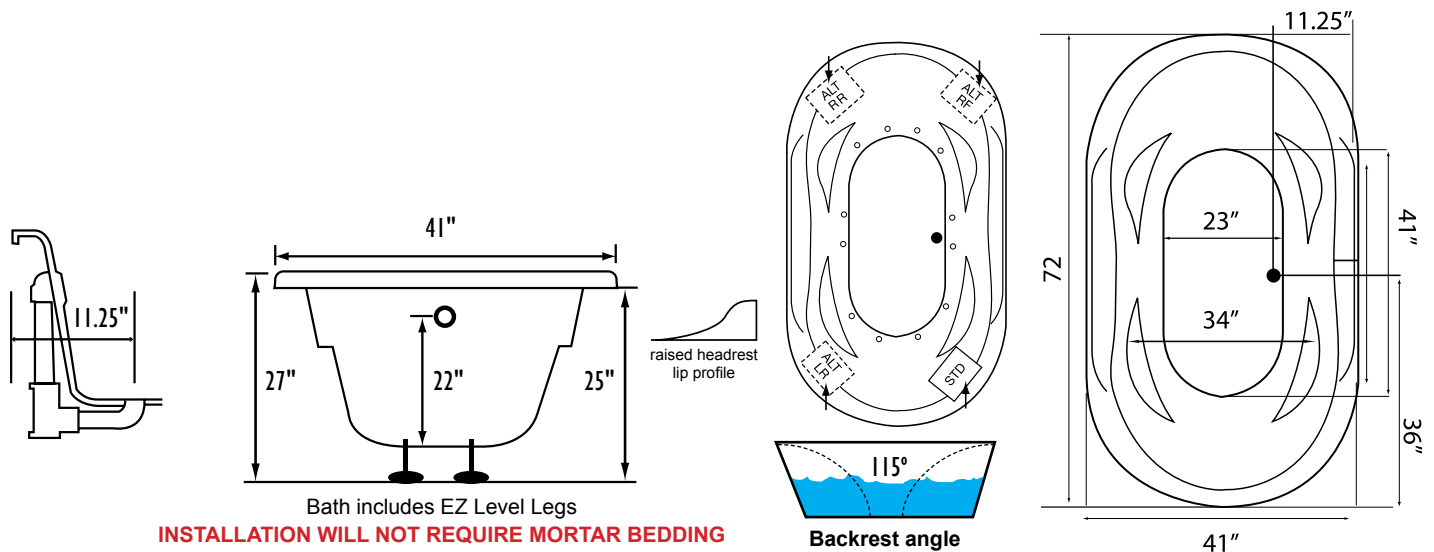
### CUT OUT DIMENSIONS:

**OVALS:** A template will be provided  
**RECTANGLES:** Subtract 1" to 1.5" from length & width for hole cut out size

**EZ CLEAN CAST ACRYLIC LIMITED LIFETIME WARRANTY**  **us ANSI**

## OPTIONAL FEATURES & ACCESSORIES

(Please type in the box below)



Some standard & most alternate pump locations may stickout past perimeter of the bath 1"-3". NOTE: Graphics may not be to scale. Specifications and features are subject to change without notice and are ± .25". All final measurements should be taken from tub on site. Access 18"x 18" or larger is required for each pump. Consult your contractor for installation requirements.