

Mystique MYCS6032SKTF 60" x 32" x 22"

PRODUCT NUMBER: MYCS6032SKTF-LH & MYCS6032SKTF-RH 

COMBINATION SILVER SERIES

Hydro Massage
Your Health ... Our Passion

TECHNICAL SPECIFICATIONS	
Drain	End drain
Pump Location(s): Select 2	Std. = Standard / Alt LF/RF Optional
Bath Weight (empty)	155 lbs
Gallons to Operate	38-56
ELECTRICAL SPECIFICATIONS	
Motor/Pump	(2) 115v 20AMP GFCI Circuits
Inline Stainless Steel Heater	(Opt.) 115v 20AMP GFCI Circuit

BATHERS: 1	
INSTALLATION	
	DECK (D)
	UNDER MOUNT (U)
•	ALCOVE (A)
	FREESTANDING (F)
	CLAWFOOT (L)
	PEDESTAL (P)

Jet & Control placement may vary






Skirt & Tile Flange - Integral skirt with velcro access panel



STANDARD FEATURES & ACCESSORIES for COMBINATION SILVER SERIES BATHS _____

JETS

- 21 Air & Water Massage Jets
- Accumassage Back, Neck Jets
- Ultra Flow Jets 
- Micro Flow Jets 
- Classic Air Jets 

PUMPS

- 2.25 Hydropower 1-speed Pump
- 1.0 Air Power 3-Speed Warm Air Pump
- Quiet Pad Anti-Vibration Mounted Pump

CONTROLS

- Air Switch On/Off Control(s)
- Automatic Purge & Dry Cycle Control

PURITY

- HydroClean Water Purity System
- HydroCleanse

STANDARD ACCESSORIES

- Mood Light
- Lift & Turn Drain - White, Biscuit, Bone, Brushed Nickel, Oil Rubbed Bronze, Polished Chrome
- Deluxe Cushion Pillow
- Integral Tile Flange
- EZ Level Adjustable Legs
- FDA Recipe Non-Toxic Food & Beverage Grade Plumbing (primarily)
- 30 Point Quality Assurance Factory Test

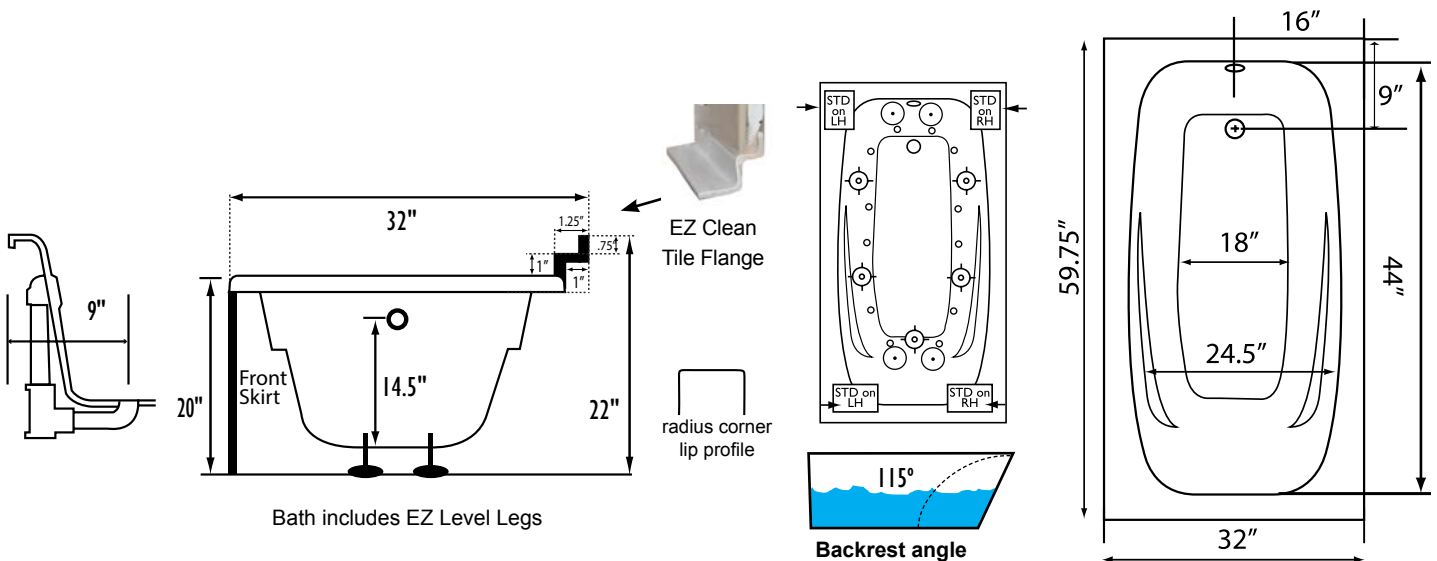
REQUIREMENTS

- Pump Locations: Select 2
- Electrical: two 115v 20amp GFCI Circuits
- Tube should not be supported by the lip in any way. Level tub & screw or glue EZ Level adjustable legs to sub floor.**
- CUT OUT DIMENSIONS:**
 - OVALS:** A template will be provided
 - RECTANGLES:** Subtract 1" to 1.5" from length & width for hole cut out size

EZ CLEAN CAST ACRYLIC LIMITED LIFETIME WARRANTY 

OPTIONAL FEATURES & ACCESSORIES

(Please type in the box below)



Some standard & most alternate pump locations may stick out past perimeter of the bath 1"-3". **NOTE: Graphics may not be to scale. Specifications and features are subject to change without notice and are ± .25". All final measurements should be taken from tub on site. Access 18"x 18" or larger is required for each pump. Consult your contractor for installation requirements.**

Hydromassage Products LLC • 303-341-1845 | FAX: 303-341-1850 • www.hydromassageproducts.com