



# Zen Oval ZOAP6636 66" x 36" x 24"

PRODUCT NUMBER: ZOAP6636  

AIR PLATINUM SERIES

*Hydro Massage*  
Your Health ... Our Passion

TECHNICAL SPECIFICATIONS	
Drain	End drain
Pump Location(s): Select 2	Std. = Standard / Alt LF/RF Optional
Bath Weight (empty)	165 lbs
Gallons to Operate	66-84
ELECTRICAL SPECIFICATIONS	
Motor/Pump	(1) 115v 20AMP GFCI Circuits
Whisper Flo Heat Pump System	(2) 115v 20AMP GFCI Circuit

BATHERS: 1	
INSTALLATION	
•	DECK (D)
•	UNDER MOUNT (U)
	ALCOVE (A)
	FREESTANDING (F)
	CLAWFOOT (L)
	PEDESTAL (P)

Jet & Control placement may vary



## STANDARD FEATURES & ACCESSORIES for AIR PLATINUM SERIES BATHS \_\_\_\_\_

### JETS

34 EZ Clean Air Jets  
HTT Leg Therapy Air Massage Jets **X**  
HTT Back Therapy Air Massage Jets **X**

### PUMPS

1.25 Air Power Variable Speed, Pulse & Wave heated Air Pump  
Quiet Pad Anti-Vibration Mounted Pump  
Whisper Flo Heat Pump System with Control & Ecobond Foam Insulation (must select Pump Locations)

### HEATERS

Stainless Steel Electric Heater  
Warm Back Rest Tubing Zone

### CONTROLS

Air Switch On/Off Control(s) for Chromatherapy & Whisper Flo Heat Pump  
Variable Speed Air Massage Control  
Automatic Purge & Dry Cycle Control

### PURITY

Hydro Clean Water Purity System  
HydroCleanse

### STANDARD ACCESSORIES

Grab Bar(s) - 2 on End Drain baths - White, Biscuit, Bone, Brushed Nickel, Polished Chrome  
Chromatherapy Lighting  
Deluxe Cable Drain - White, Biscuit, Bone, Brushed Nickel, Oil Rubbed Bronze, Polished Chrome  
Deluxe Cushion Pillow  
EZ Level Base  
FDA Recipe Non-Toxic Food & Beverage Grade Plumbing (primarily)  
30 Point Quality Assurance Factory Test


### REQUIREMENTS

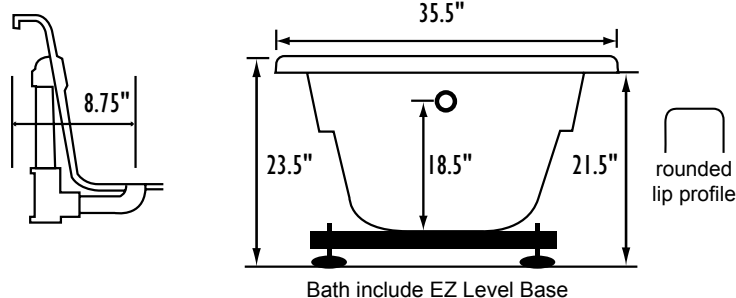
Pump Locations: Select 2  
Electrical: Three 115v 20AMP GFCI Circuits  
Drain and Grab Bars: Select Color / Finish  
**Tub should not be supported by the lip in any way.**  
**Level tub & screw or glue EZ Level adjustable legs to sub floor.**  
**CUT OUT DIMENSIONS:**  
**OVALS:** A template will be provided  
**RECTANGLES:** Subtract 1" to 1.5" from length & width for hole cut out size

**EZ CLEAN CAST ACRYLIC LIMITED LIFETIME WARRANTY**  **US ANSI**

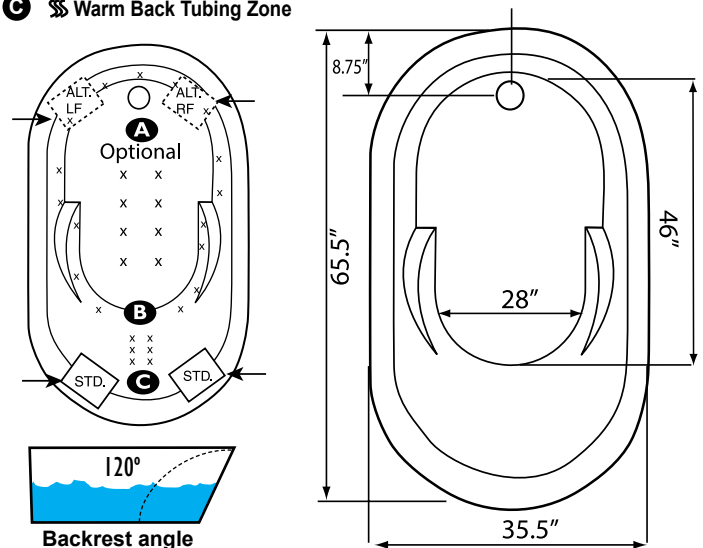
## OPTIONAL FEATURES & ACCESSORIES

(Please type in the box below)

- A** X **HTT® Leg Therapy Air Massage System** includes 10 Air Jets on the floor. Optional on Combo Plat and Combo Gold Series
- B** X **6 Jet HTT® Back Massage System:** N/A on Combo Series-Standard on Plat series
- C**  **Warm Back Tubing Zone**



**INSTALLATION WILL NOT REQUIRE MORTAR BEDDING**



Some standard & most alternate pump locations may stickout past perimeter of the bath 1"-3". **NOTE: Graphics may not be to scale. Specifications and features are subject to change without notice and are ± .25". All final measurements should be taken from tub on site. Access 18"x 18" or larger is required for each pump. Consult your contractor for installation requirements.**