






Zen Oval HG6642SD 66" x 42" x 24"

PRODUCT NUMBER: ZOHG6642SD     

HYDRO GOLD SERIES

Hydro Massage
Your Health ... Our Passion

TECHNICAL SPECIFICATIONS	
Drain	Side drain
Pump Configuration: Select 1	Std. = Standard / Alt LF/RF Optional
Bath Weight (empty)	160 lbs
Gallons to Operate	60-85
ELECTRICAL SPECIFICATIONS	
Motor/Pump	(1) 115v 20AMP GFCI Circuits
Inline Stainless Steel Heater	(1) 115v 20AMP GFCI Circuit

BATHERS: 2	
INSTALLATION	
•	DECK (D)
•	UNDER MOUNT (U)
	ALCOVE (A)
	FREESTANDING (F)
	CLAWFOOT (L)
	PEDESTAL (P)

Jet & Control placement may vary



STANDARD FEATURES & ACCESSORIES for HYDRO GOLD SERIES BATHS _____

JETS

12 Water Massage Jets
Back Massage System(s) (6 Jets)
Accumassage Back and Neck Jets ⊕
6 Ultra Flow Jets ⊕

PUMPS

3.25 Hydropower 3-speed Pump
Quiet Pad Anti-Vibration Mounted Pump

HEATERS

Stainless Steel Electric Heater

CONTROLS

Air Switch On/Off Control(s) For Hydro Pump & Mood Light
3 Speed Massage: High, Medium or Low

PURITY

HydroClean Water Purity System\
HydroCleanse

STANDARD ACCESSORIES

Mood Light
Lift & Turn Drain - White, Biscuit, Bone, Brushed Nickel,
Oil Rubbed Bronze, Polished Chrome
Deluxe Cushion Pillow
EZ Level Adjustable Legs
FDA Recipe Non-Toxic Food & Beverage Grade
Plumbing (primarily)
30 Point Quality Assurance Factory Test

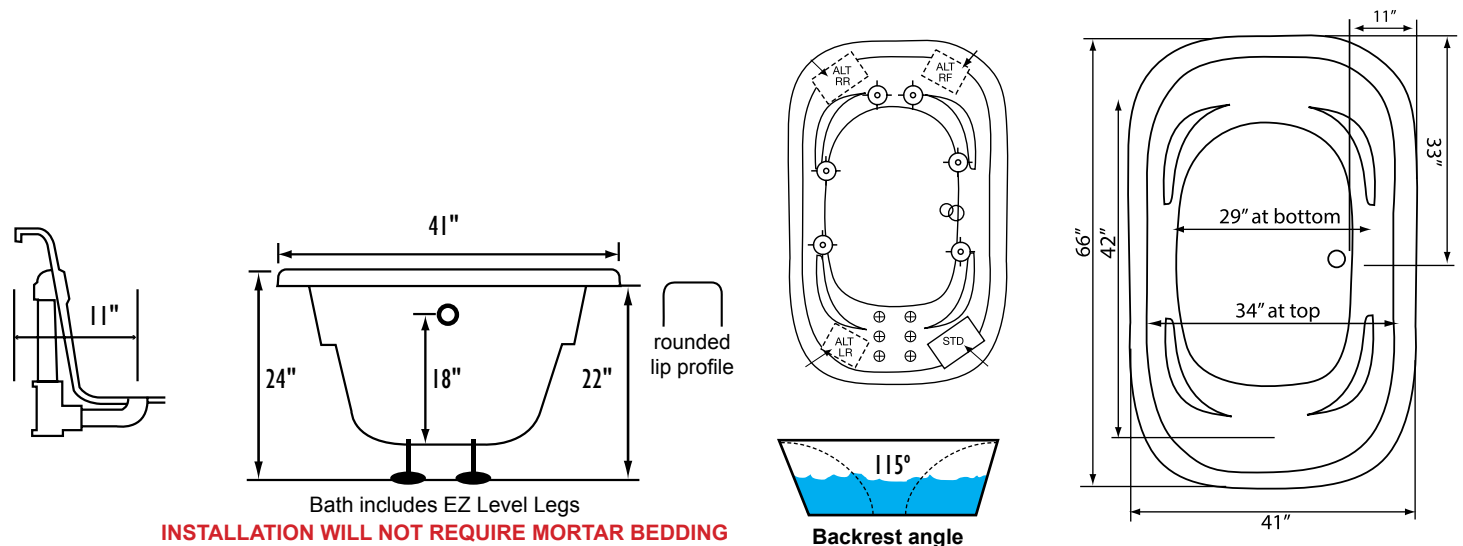
REQUIREMENTS

Pump Locations: Select 1
Electrical: two 115v 20AMP GFCI Circuits
Drain: Select Color / Finish
Tub should not be supported by the lip in any way.
Level tub & screw or glue adjustable legs to sub floor.
CUT OUT DIMENSIONS:
OVALS: A template will be provided
RECTANGLES: Subtract 1" to 1.5" from length & width for hole cut out size

EZ CLEAN CAST ACRYLIC
LIMITED LIFETIME WARRANTY  **us ANSI**

OPTIONAL FEATURES & ACCESSORIES

(Please type in the box below)



INSTALLATION WILL NOT REQUIRE MORTAR BEDDING

Some standard & most alternate pump locations may stickout past perimeter of the bath 1"-3". NOTE: Graphics may not be to scale. Specifications and features are subject to change without notice and are ± .25". All final measurements should be taken from tub on site. Access 18"x 18" or larger is required for each pump. Consult your contractor for installation requirements.