

Zen Oval ZOCP7236SD 72" x 36" x 23"

PRODUCT NUMBER: ZOCP7236SD 

COMBINATION PLATINUM SERIES

Hydro Massage
Your Health ... Our Passion

| TECHNICAL SPECIFICATIONS | |
|-------------------------------|--------------------------------------|
| Drain | Side drain |
| Pump Location(s): Select 3 | Std. = Standard / Alt LF/RF Optional |
| Bath Weight (empty) | 160 lbs |
| Gallons to Operate | 77-102 |
| ELECTRICAL SPECIFICATIONS | |
| Motor/Pump | (3) 115v 20AMP GFCI Circuits |
| Inline Stainless Steel Heater | (1) 115v 20AMP GFCI Circuit |






| BATHERS: 2 | |
|--------------|------------------|
| INSTALLATION | |
| • | DECK (D) |
| • | UNDER MOUNT (U) |
| | ALCOVE (A) |
| | FREESTANDING (F) |
| | CLAWFOOT (L) |
| | PEDESTAL (P) |

Jet & Control placement may vary



STANDARD FEATURES & ACCESSORIES for COMBINATION PLATINUM SERIES BATHS _____

JETS

- 38 Air & Water Massage Jets
- Back Massage System(s) (7 Jets)
- Neck Massage Pillow (2 Jets) 
- Sole Soother Jet(s) 
- Accumassage Back & Neck Jets 
- Ultra Flow Jets 
- Classic Air Jets 
- EZ Clean Air Jets (optional) **X**

PUMPS

- Two-3.25 Hydropower 3-speed Pumps (Side Drain Tubs)
- 1.25 Air Power Variable Speed, Pulse & Wave heated Air Pump
- Quiet Pad Anti-Vibration Mounted Pump

HEATERS

- Stainless Steel Heater
- Warm Back Rest Tubing Zone

CONTROLS

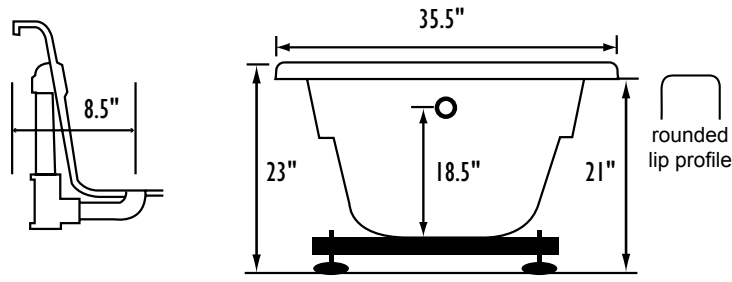
- Air Switch On/Off for Chromotherapy Lighting
- Air Switch On/Off with digital Temperature Readout Hydro Pumps
- Electronic Variable Speed Air Massage Control with Automatic Purge & Dry Cycle Control Air Pump
- 3 Speed Massage: High, Medium or Low

PURITY

- HydroClean Water Purity System
- HydroCleanse

OPTIONAL FEATURES & ACCESSORIES

(Please type in the box below)



INSTALLATION WILL NOT REQUIRE MORTAR BEDDING


STANDARD ACCESSORIES

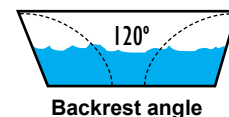
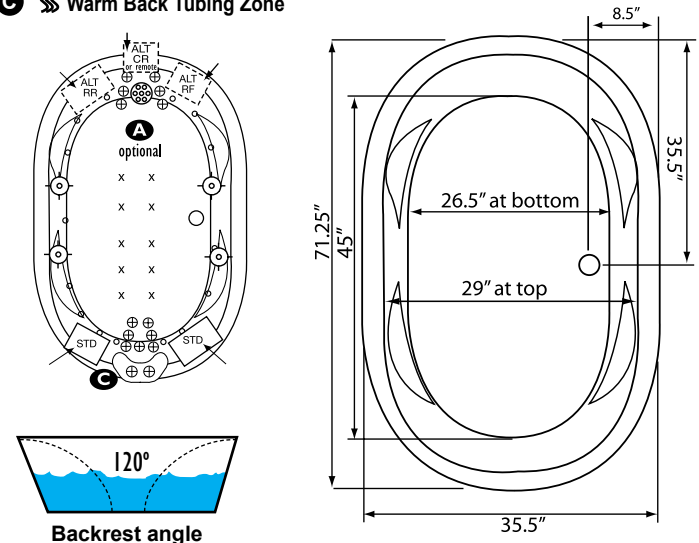
- Grab Bar(s) - 1 on Side Drain Baths
White, Biscuit, Bone, Brushed Nickel, Polished Chrome
- Chromotherapy Lighting
- Deluxe Cable Drain - White, Biscuit, Bone, Brushed Nickel, Oil Rubbed Bronze, Polished Chrome
- Deluxe Cushion Pillow on 2 person baths
- Neck Massage Pillow
- EZ Level Base
- FDA Recipe Non-Toxic Food & Beverage Grade Plumbing (primarily)
- 30 Point Quality Assurance Factory Test

REQUIREMENTS

- Pump Locations: Select 3
- Electrical: Four 115v 20AMP GFCI Circuits
- Cable Drain and Grab Bars: Select Color / Finish
- Tub should not be supported by the lip in any way.**
- Level tub & screw or glue EZ Level adjustable legs to sub floor.**
- CUT OUT DIMENSIONS:**
 - OVALS:** A template will be provided
 - RECTANGLES:** Subtract 1" to 1.5" from length & width for hole cut out size

EZ CLEAN CAST ACRYLIC LIMITED LIFETIME WARRANTY  **us ANSI**

- A** X **HTT® Leg Therapy Air Massage System** includes 10 Air Jets on the floor. Optional on Combo Plat and Combo Gold Series
- B** X **6 Jet HTT® Back Massage System:** N/A on Combo Series-Standard on Plat series
- C**  **Warm Back Tubing Zone**



Some standard & most alternate pump locations may stickout past perimeter of the bath 1"-3". NOTE: Graphics may not be to scale. Specifications and features are subject to change without notice and are ± .25". All final measurements should be taken from tub on site. Access 18"x 18" or larger is required for each pump. Consult your contractor for installation requirements.